



GAMMON TECHNICAL PRODUCTS, INC.
 P.O. BOX 400 - 2300 HWY 34
 MANASQUAN, N.J. 08736

PHONE 732-223-4600
 FAX 732-223-5778
 WEBSITE www.gammontech.com
 STORE www.gammontechstore.com

DECALS

BULLETIN 74
(01-21)

GAMMON DECALS

We offer a wide range of fuel system handling decals. These decals are all printed on top quality 3M® decal stock for long life and ease of use. See the last page for specifications. Cheap decals fade and peel, but these decals will last for many years when properly applied. All decals are shown to scale.

IDENTIFICATION DECALS are large and provide clear marking for refueling vehicles, fuel farms, and tanks. They are color coded for all fuels.



GTP-2135-5

JET A - White letters on black, 5x16"



GTP-2135-7

JET A-1 - White letters on black, 5x16"



GTP-2135-2

AVGAS 80 - White letters on red, 4x16"



GTP-2135-18

AVGAS 100LL - White letters on red with blue stripe, 5x16"



DOT-STYLE MARKERS FOR CLASS 3 FLAMMABLE LIQUIDS

Red and black on white, 11x11"

- GTP-2135-8 1203 marker for gasoline and kerosene
- GTP-2135-12 1993 marker for fuel oil and diesel
- GTP-2135-13 1863 marker for jet fuel only



GTP-2135-30

DiEGME ONLY
 Black letters on white, 3x5"



GTP-2135-26

NOZZLE PRESSURE 50 PSI MAX
 Red letters on white, 2x4"



GTP-8262

SUMP DAILY
 White letters on red, 3.75x2.5"

EMERGENCY STOP and **EMERGENCY FUEL SHUTOFF** decals are intended to be used in accordance with the NFPA 407 specification for fixed and vehicle emergency stop controls. The specification calls out 2" high letters and the words "push," "pull," or an arrow to indicate operation of the emergency stop switch. As you can see, we have included these instructions on two separate decals. Choose the style you prefer.



GTP-834-29

Emergency stop decal - white letters on red, 6x20"



GTP-834-32

Emergency fuel shutoff decal - white letters on red, 8.5x20"

The **LABEL DECAL**, as you can see, has over 50 labels which can be cut with a pair of scissors and used as necessary. The advantage is fourfold: low cost per label, easy installation, long life and durability, and easy replacement when necessary. Even if you only use a quarter of the sheet, you come out ahead. Labels can be cut out and used differently than shown. For example, the "SUMP DAILY" decal can be cut in half and combined with the "BEFORE FUELING" decal to read "SUMP BEFORE FUELING."

RED LIGHT WATER IN SUMP		RED LIGHT HEATER ON		RED LIGHT HIGH PRESSURE DIFFERENTIAL		ELEMENTS NOT INSTALLED		CLOSED	CLOSED	BEFORE FUELING
METER LIGHT	HEATER	HOSE REEL	PUSH TO START	PULL	OUT	PTO	DEFUEL	TO STORAGE	SUMP DAILY	BEFORE FUELING
PUMP	UNDERWING	OVERWING	IN	PRE-CHECK	FUEL	RED LIGHT PUMP ON	EMERGENCY	EMERGENCY	NOZZLE INTERLOCK	NOZZLE INTERLOCK
OPEN	SUMP DAILY	TANK DRAIN	AIR DRAIN	SAMPLE OUTLET	SAMPLE INLET	CLAY	PRE-FILTER	NOZZLE PRESSURE	NOZZLE INTERLOCK	STOP
OPEN	PRESSURE CONTROL	MANUAL DRAIN	AREA LIGHT	SAMPLE OUTLET	SAMPLE INLET	AIR REFERENCE PRESSURE	PRIMARY PRESSURE	DIFFERENTIAL PRESSURE	FILTER SEPARATOR	POWER PULL-ON PUSH-OFF

GTP-834-28

Label decal - white letters on red, 6x22"

MISCELLANEOUS DECALS



GTP-2135-22

Diesel, red letters on white - 5x16"



GTP-2135-15

In-cab brake override - Black letters on white, 2.5x15.5"



GTP-2135-21

Mogas, red letters on white - 5x16"



GTP-2135-27

JP-8, black with white letters - 2x15"



GTP-2135-23

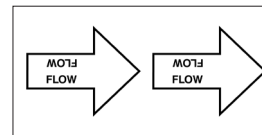
Fire extinguisher - Red letters on white, 1.5x13.5"

PIPE BAND KITS are made to provide colored bands for marking pipes to API-1542. These kits use 4” wide solid color bands long enough to mark pipes up in 6” in diameter. Forget the paintbrushes, these bands are neat, affordable, and easy!

GTP-3588-1	Pipe band kit for JET A fuel - one black band
GTP-3588-2	Pipe band kit for JET A1 fuel - two black bands
GTP-3588-4	Pipe band kit for AVGAS 100LL - one blue band
GTP-3588-5	Pipe band kit for AVGAS 80 fuel - one red band

PIPE IDENTIFICATION and flow direction decal sets allow for easy marking. They are color coded for all fuels, and are 5x16”. The identification decal is as shown on the first page of this bulletin, and in this set it comes with arrow decals that can be cut apart with scissors and placed to indicate the direction of flow. GTP-3255-A is shown. Additional arrow decals are available as GTP-2135-106.

GTP-3255-A	Flow and identification decals for Jet A fuel - white letters on black
GTP-3255-A1	Flow and identification decals for Jet A-1 fuel - white letter on black
GTP-3255-LL	Flow and identification decals for Avgas 100LL fuel - white on red and blue




NARROW PIPE DECALS are the same as the pipe decals above, but they are 2x15” and come with the flow arrows attached. Simply use scissors to cut off one of the arrows and turn it to indicate flow direction. GTP-3255-A1-N is shown.

GTP-3255-A-N	For Jet A fuel - white letters on black
GTP-3255-A1-N	For Jet A-1 fuel - white letters on black
GTP-3255-LL-N	For Avgas 100LL fuel, white letters on red and blue



Example of pipe labeling. Shown with GTP-3588-2 and GTP-3255-A1-N.



NOZZLE BAND DECALS are used on overwing nozzles to positively identify the fuel type. These band decals are made to the industry standard and measure 7/8” x 10”.

GTP-3097	Jet fuel - white letters on black
GTP-3098	Avgas 100LL - white letters on blue with red edges
GTP-3099	Avgas 80 - white letters on red background

NO SMOKING and **FLAMMABLE** decals warn personnel around fuel systems, tanks, and trucks of the fire hazard present. They feature red letters on a white background.



GTP-2135-10
Flammable - 6x24"



GTP-2135-1
No smoking - 6x26"



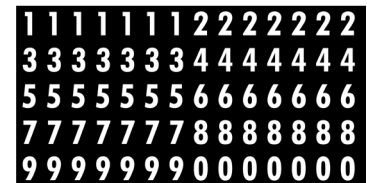
GTP-2135-14
In-cab no smoking - 1.5x6.5"



GTP-2135-19
Filters changed decal
white letters on black, 4.25x11.5"



GTP-2135-20
Water slug tested decal
white letters on blue, 4.25x11.5"



GTP-2135-24
Numbers sheet for the previous
white numbers on black, 10.75x5.5"

We offer a wide range of fuel system handling decals. These decals are all printed on top quality 3M® decal stock for long life and ease of use. Cheap decals fade and peel, but these decals will last for many years when properly applied.

All of our decals are prepared using a system that was developed by the 3M Company. It is called ScotchCal™ and is generally considered the highest quality, most technically advanced system available.

The film used to make these decals is white vinyl and is 0.003" (0.076mm) thick. The backing paper is stiff enough to prevent warping so that the decal will maintain its shape during handling and shipping. The pressure sensitive adhesive is permanent and vandal resistant.

The vinyl inks are resistant to deterioration by sunlight. To provide maximum durability, a clear coating is also applied after the printing process.

When applying these decals, care should be taken to ensure that air bubbles are not trapped. To prevent this from happening, we suggest that the decal be laid on progressively from one end to the other. For best results, apply when the temperature is above 60°F (15°C). Never attempt to apply the entire decal directly; start at one end. If air bubbles are trapped, a stiff plastic object such as a spatula can be used to work the bubbles toward an edge.

The surface on which the decal is to be applied must be clean and dry as well as free of wax, oil, and fuel.

DURABILITY	5 years from application
SHELF LIFE	2 years at 100°F (38°C) - not in sunlight
HUMIDITY RESISTANCE	No effect from 95% relative humidity at 100°F (38°C) for 500 hours
SALT SPRAY TEST	No effect from 20% concentration at 95°F (35°C) for 200 hours
JET FUEL RESISTANCE	No effect after 24 hours at 73°F (23°C)
WATER RESISTANCE	No effect after 24 hours at 73°F (23°C)