



DISPENSERS



PUMPS



METERS



NOZZLE



FILTRATION



FLUID  
MONITORING

# E300

## FEATURES

- HIGH-FLOW PUMP
- STURDY STRUCTURE
- HEAVY DUTY APPLICATION
- IP44

The PIUSI E300 is an electric pump with open impeller suitable for all applications in which high-flows are required. Thus, it is the ideal equipment for topping up and transferring diesel from drums. It comes with an incorporated check valve in the suction port to prevent the siphon effect while ensuring automatic re-priming.

## PERFORMANCE

UP TO

**550 L/MIN**

FLOW-RATE

**AC**


**CONTINUOUS DUTY**

POWER

**1,8 BAR**

**MAX OPERATING**

PRESSURE



E300



## PACKAGING

CODE	WEIGHT		PACKAGING		
	KG	LBS	MM	INCH	PCS/BOX
<b>E 300</b>					
<b>FO0321000</b>	28	61,7	220X420X330	8,7X16,5X13	1



HOSE REELS



ACCESSORIES



MERCHANDISE



AIR



ANTIFREEZE



AdBlue®



BIODIESEL



DIESEL



FOOD



GASOLINE



GREASE



KEROSENE



OIL

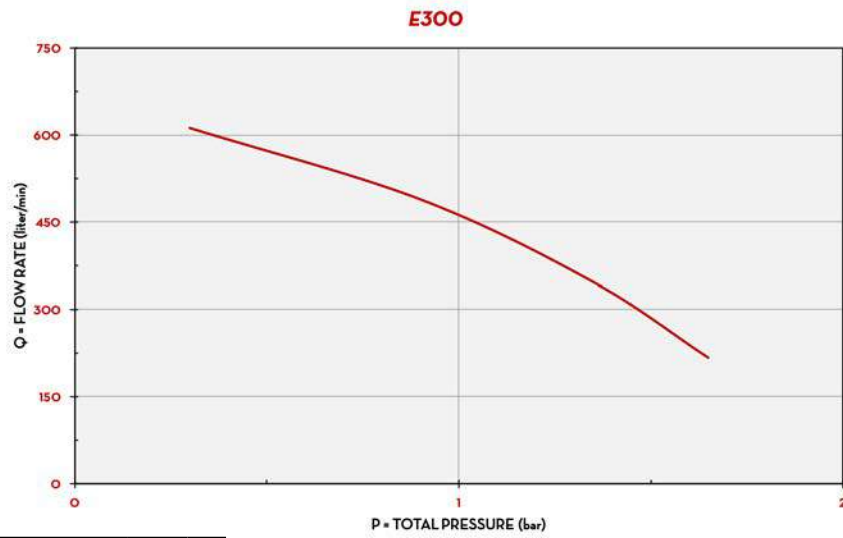


WATER



WINDSCREEN

## CHART



TYPE OF FLUID DIESEL

TEMPERATURE 10 °C

## IN THE BOX

- E300 PUMP
- INSTRUCTION MANUAL

## DETAILS



OPEN IMPELLER

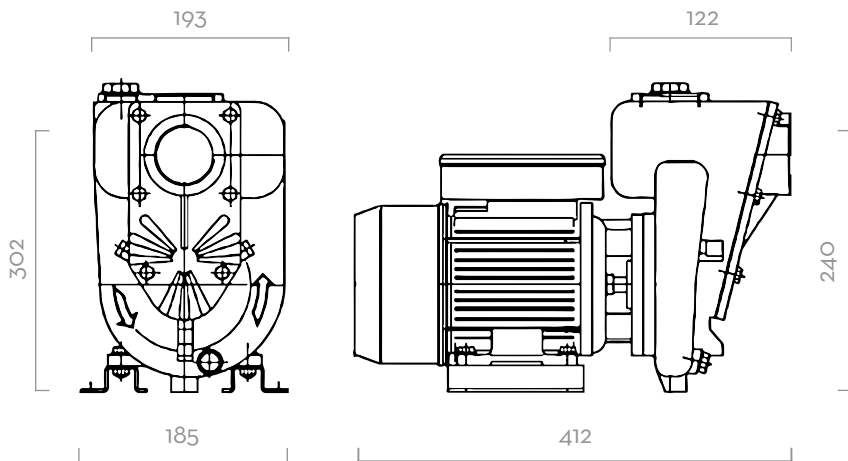


2" IN/OUT CONNECTIONS



STEADY SUPPORT

## DIMENSIONS



Dimensions expressed in millimeters

## MATERIALS

- BODY: CAST IRON
- ROTOR: SINTERED STEEL
- VANES: ACETAL RESIN
- SEAL: VITON
- SHAFT: STEEL

## TECHNICAL DATA

CODE	DESCRIPTION	FLUIDS TYPE	FLOW-RATE		VOLTAGE			RPM	INLET/OUTLET
			L/MIN	GPM	AC VOLT/HZ	POWER WATT	AMP. MAX.		
<b>E 300</b>									
FO0321000	E 300	<b>D</b>	550	132	230/50	1500	9,2	2580	2"

# E300